





A Quick Guide to **Cub Scout Leader Training**

The success of every Scouting program depends on having well-trained leaders. They not only bring a quality program to their units, but they also have more fun doing it. Everything we do in Scouting has a purpose. Training is the key to recognizing, understanding, and achieving the purpose behind every activity. **If you're a registered adult leader, there's a training course for you!**

Key:  = online  = in-person

Registration Requirements

1

Youth Protection

Explains BSA policies and precautions. We occasionally offer live sessions on demand (contact the council training chair) or at district or council events.



All registered adults must take Youth Protection training. New leaders have to take this training before they can register. The BSA released a new version of this training in February 2018. All leaders must take this new version in order to re-register in Scouting at the end of 2018.

Required Courses to be “Trained” for Your Position

(in addition to Youth Protection, if you want to wear the “Trained” patch on your sleeve)

2

Position-Specific Training

Training on how to perform your function in the Scouting program. Each position has a separate set of modules:

- Cubmaster
- Den Leader
- Pack Committee



Although online training may be more convenient, many leaders find it more rewarding to take an in-person course, which gives you a chance to meet other leaders and share ideas and experiences. An in-person course typically lasts 1.5 to 2 hours, or we can cover all three positions in approximately 4 hours.

In-person courses are scheduled in advance on the council calendar every fall, but they can also be offered on demand. If your pack has a group of leaders who would like to take this training, please contact your district training chair!.

3



Hazardous Weather

Training on weather safety. When your pack goes camping, at least one leader on the trip must have taken it.



Required for “direct contact” leaders (Den Leaders and Cubmaster) to get the “Trained” patch as of April 30, 2018. Anyone “Trained” before this date does not have to take this course to be considered trained—but you still need a Hazardous Weather-trained leader on every camping trip.

Other Courses

Key:  = online  = in-person

Basic Adult Leader Outdoor Orientation (BALOO)

An introduction to outdoor skills for the Cub program, taught as part of an overnight campout. Our council offers it three times a year. If your pack goes camping, at least one adult present must be BALOO-trained.



Wood Badge

BSA's advanced leadership skills training, designed to help every adult grow as a leader. Offered annually.



Supplemental Courses

BSA offers many other online courses such as Safe Swim Defense. Other in-person courses happen periodically, too.



How to Get Training Online

You can access your training records and take the online courses you need at <https://my.scouting.org>. You just need a "My.Scouting" account and a computer with access to the Internet.

How do I set up a "My.Scouting" account? Go to <https://my.scouting.org>, click "Create Account," and follow the steps. If you are already registered as an adult leader, you'll be asked to enter your BSA Member ID number, which is on your registration card (see above). Your Cubmaster or Committee Chair can help you find your number. If you're registered but can't find your number, enter the rest of your information and the system will try to match you with your member account. If you're not registered yet, the system will assign you a Member ID. Write it down.



How does My.Scouting work? When you create your account, you will pick a user name and password. You'll need this user name and password every time you log in. When you log in, you'll see a link to "My Dashboard" in the drop-down menu at the top left. Click here to get to the courses you've taken and other courses you can take. When you complete Youth Protection, you can print the certificate for your files. You can reprint it later by clicking "YPT" at the top of your training dashboard, then clicking the printer icon to the right of your YPT status.

How do I add my Member ID number to my account? In My.Scouting, there's a menu at the top right where you can check your account. If no member ID number is listed, the best way to add it is to find "Legacy Tools" in your main menu (top left button) and choose the option to manage your member ID number.

What if I don't have a computer or I'm not good at using one? You can take these courses any place you can find a computer with Internet access: a friend's house, the public library, or perhaps at a pack meeting. You just have to be able to watch a movie on screen, click a few buttons, and answer multiple-choice questions.

For More Information

Your pack should have a "training coordinator" who can help you get the training you need.

Mayflower Council training website:
www.mayflowerbsa.org/training

Council training chair: Chris Lamie:
chris.lamie@gmail.com

Headwaters District: Arnold Oyola:
arnold.oyola@gmail.com

Post Road District: Dick Clarke: rclarke1@rcn.com

Metacomet District: Sean Keaney:
sean.p.keaney@gmail.com

Sachem District: Rob Lyons:
robs89wag@yahoo.com

Cranberry Harbors District: Rick Smith:
rbsmithdds@comcast.net

