

How to print a Membership Card for an Individual

The screenshot shows the my.Scouting website. At the top, the logo "my.Scouting" is on the left, and a "Sign In" link with a user icon is on the right. Below the logo is a blue banner that says "Welcome to Boy Scouts of America myScouting Tools".

The "Sign In" section is on the left. It has a "Sign In" heading. Below it are two input fields: "Username" and "Password". A red arrow points to the "Username" field. Below the fields is a "Sign In" button. To the right of the button are links for "Create Account", "Forgot Password?", and "Forgot Username?".

Below the login section is a small red text block: "This site will not work properly if you don't have the latest version of Google Chrome, Mozilla Firefox, Safari and Internet Explorer (v11). Internet Explorer requires compatibility mode be turned off. To learn how to turn off compatibility mode click [here](#)."

Below that is an "IMPORTANT" notice: "During the rechartering process, unit roster data may not reflect updated information until councils post and update unit's rechartering information in ScoutNET."

On the right side of the page, there are two large banners. The top banner is for the "2017 NATIONAL JAMBOREE" held from "JULY 19-28". It features a boy in a helmet and a "REGISTER NOW AT BSAJAMBOREE.ORG" button. The bottom banner is for "EXPLORING" with the tagline "DISCOVER YOUR FUTURE" and a "LEARN MORE" button with a right arrow.

At the bottom left, there is a banner for "Cub Scouts Learning Library" with a photo of five boys and the text "Visit the Cub Scouts Learning Library for meeting & activity info!".

- Log in using your existing My.Scouting user information.
- If you cannot remember your credentials please contact member care at 972-580-2489 Monday through Friday from 7 a.m. to 7 p.m. Central time

my.Scouting

Welcome Amanda Smith

Menu

Menu

My Dashboard

My Recent Tools

Legacy Web Tools

Laurel Highlands Council 527 - Area 4 9014

Troop 0023 - Lackawanna 01

Resources

Center

Center (leader training site) on Friday, July 21 from 8:00 PM to 11:00 PM. The Center will be intermittently unavailable.

New Exportable YPT Reports

National 06/23/2017

The Youth Protection Training report is available in .csv format! You can now export the report to .csv instead of .pdf and filter and sort information as needed.

Please clear your cache (browser history) to receive the latest update.

Tour and Activity Plan Terminated

National 04/01/2017

The Tour and Activity Plan has been terminated. For answers to questions you may have regarding the rationale and process for the termination, please read the [Tour and Activity Plan FAQ](#).

YPT Now on Mobile!


National 03/13/2017

We're excited to announce that Youth Protection training is now mobile device capable! You can complete the Youth Protection (Y01) training course right on your tablet.

IMPORTANT: The training certificate is not automatically produced upon completion of the training course. Please return to the My Training page to print the certificate. Additional enhancements are being made to prompt you to return to print your certificate


New to Scouting?

Click Here To Take Training




BSA LEARN CENTER

CLICK HERE TO ACCESS POSITION SPECIFIC TRAINING





SEA SCOUTING



COMMISSIONER

EXPLORING

CLICK HERE TO ACCESS EXPLORING TRAINING



- From the Home screen click on Menu
- Then click on My Dashboard

My Dashboard >

my.Scouting

Welcome Amanda Smith

My Training

My Training >

My Profile >

My Account >

YPT

Training Center

Requirements

Completions

Select one of the Youth Protection Trainings below. New leaders are required to take Youth Protection Training within 30 days of registering and before volunteer service with youth begins. To take other BSA trainings, select the Training Center tab. To view and take trainings specific to your position, select the Requirements tab.

YPT Status: Expires 91d-2yrs

Youth Protection Training	<div>Y01</div> <div>Completed 12/13/2016 Expires 12/13/2018</div> <div>Retake Course ></div>
Venturing Youth Protection Training	<div>Y02</div> <div>Completed 02/03/2011 Expires 02/03/2013</div> <div>Retake Course ></div>
<div>Exploring Youth Protection Training</div>	<div>Take Course ></div>

- From your Dashboard screen, drop down My Training
- Then select My Profile

My Dashboard > **my.Scouting** Welcome Amanda Smith

My Profile


Profile Information

Member ID 116835061

Name Amanda Elaine Smith


Date Of Birth

Gender Female



Active Positions

Laurel Highlands Council 527
Council Admin

✓ Troop 0023
Committee Member 

Extended Profile Information

Ethnicity Caucasian/White >

Marital Status Single >

Phone Information

✓ Work (412) 325 - 7903 >

Employer Information

No information is currently available

Address Information

✓ Home >

Business 1275 Bedford Ave >

Contact Information

✓ amasmith@scouting.... >

amasmith@scouting.... >

Education Information

No information is currently available

- From your Profile screen, click the icon for the membership card.
- This will prompt you for a PDF download and produce a card with your credentials.
- You may print cards for any Active positions that you hold.